

Creative Games

Age: 6 +

Name of Game: Marble Bowls

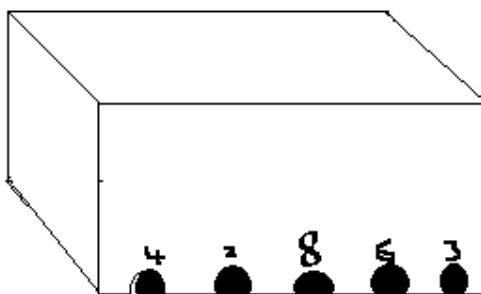
Make a bowling alley for your children's marbles with them. A good time to play is before bedtime or on wet days.

What you need:

- A box- a shoebox is ideal
- Scissors
- Paper
- Marker
- Marbles

What to do:

1. Cut out arches out of the bottom of the box for the marbles to roll into.
2. Above each arch mark the score.
3. Mark a spot on the floor for the player to roll from.
4. The competitors take it in turn to roll six marbles towards the box.
5. If a marble goes through an arch the player earns that number of points.
6. Appoint a scorekeeper, parents are great at this!
7. The first player to reach a certain score is the winner.



Creative Games

Age: 2 +

Name of Game: Box Cars

What you need:

- Cardboard box
- Felt pens
- Paper plates
- Pieces of cardboard
- Paint
- Foil pie plates

What you need to do:

1. Cut the flaps off the bottom and top of the box except for the flap at the front of the box
2. Paint the box your favourite colour
3. When dry, paint plates and use for wheels and stick the foil plates on the front for headlights.
4. Cut out two long pieces of cardboard for straps and stick the straps onto the car.
5. Straps go over your children's shoulders to hold up the car and they're off racing.

Creative Games

Age: 4 +

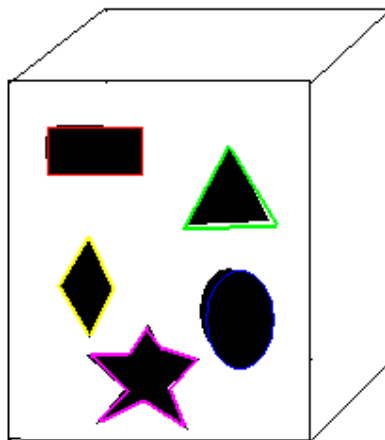
Name of the Game: Box target

What you need:

- A large box
- A scissors
- Insulating tape
- Beanbags or old socks filled with rice or sand to throw
- Balls for throwing

What to do:

1. Use the scissors to carefully cut shapes from different sides of the box.
2. Use a variety of shapes such as squares, triangles, diamonds and rectangles, cut out some shapes large and some small and some at ground level and some higher in the box.
3. Edge the shapes with different coloured insulating tape for strength and to make the shapes stand out.
4. You could use a trap door on one side of the box to let children retrieve the thrown items easily.
5. Give children different sized and shaped balls and beanbags to throw.



Creative Games

Age: 4+

Name of the Game: Clown Capers

What you need:

- A large cardboard carton
- Felt pens
- Masking tape
- Scissors
- A wooden box, stool or chair
- Soft balls or bean bags

What To Do:

1. Use masking tape to close all sides of the box.
2. Draw a funny clown's face with a very large mouth on the strong side of the box.
3. Cut out the mouth with scissors and put the box on a chair outside
4. Put a book or brick inside the box to stop it falling over.
5. Next try feed the clown by throwing balls into the clown's mouth.



Creative Games

Age: 4 +

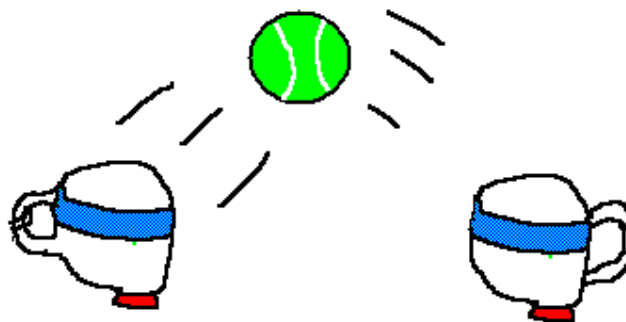
Name of Game: Scoop Ball

What you need:

- A few plastic milk or juice bottles with handles
- Tennis or other small soft balls
- Masking or insulation tape
- Scissors

What To Do:

1. With a pair of scissors cut off the bottoms off some milk or juice plastic bottles
2. Tape over the sharp edges with some masking or insulating tape.
3. Hold the scoops by the handles and use them to catch and throw the balls to your children.



Creative Games

Age: 2 +

Name of Game: Magazine or poster picture puzzles


What you need:

- Large magazine pictures or poster
- Glue
- Scissors
- Thick cardboard

What To Do:

1. Look through old magazines or childrens books with your children and let them choose pictures they would like to make puzzles form.
2. Help them cut out the pictures and use glue to stick them onto thick cardboard.
3. When it is dry cut into puzzle shapes, with younger children cut into smaller pieces and as they master the skill cut into smaller pieces.
4. Store and label the puzzles in plastic lunch boxes or shoeboxes.

Creative Games



Clothes Peg Tag!

Take a few clothes pegs and put them on the clothes of one player. The player must then chase the others and try and put the clothes pegs on them. Call time up after a certain length of time and the person with no clothes pegs on them is the winner.



Creative Games

CLOTHES PEG RACE!

Using a clothesline or line of twine, take the same number of clothes pegs and within a certain amount of time, get as many as you can on the line. The one with the most is the winner!

